



AUSTRIA

ESA/FFG/Industry Meeting

Vienna, 14 April 2015

Industrial Involvement in ESA Programmes

Situation at end of December 2014*

*Data extracted from SYSTRI: 10th March 2015

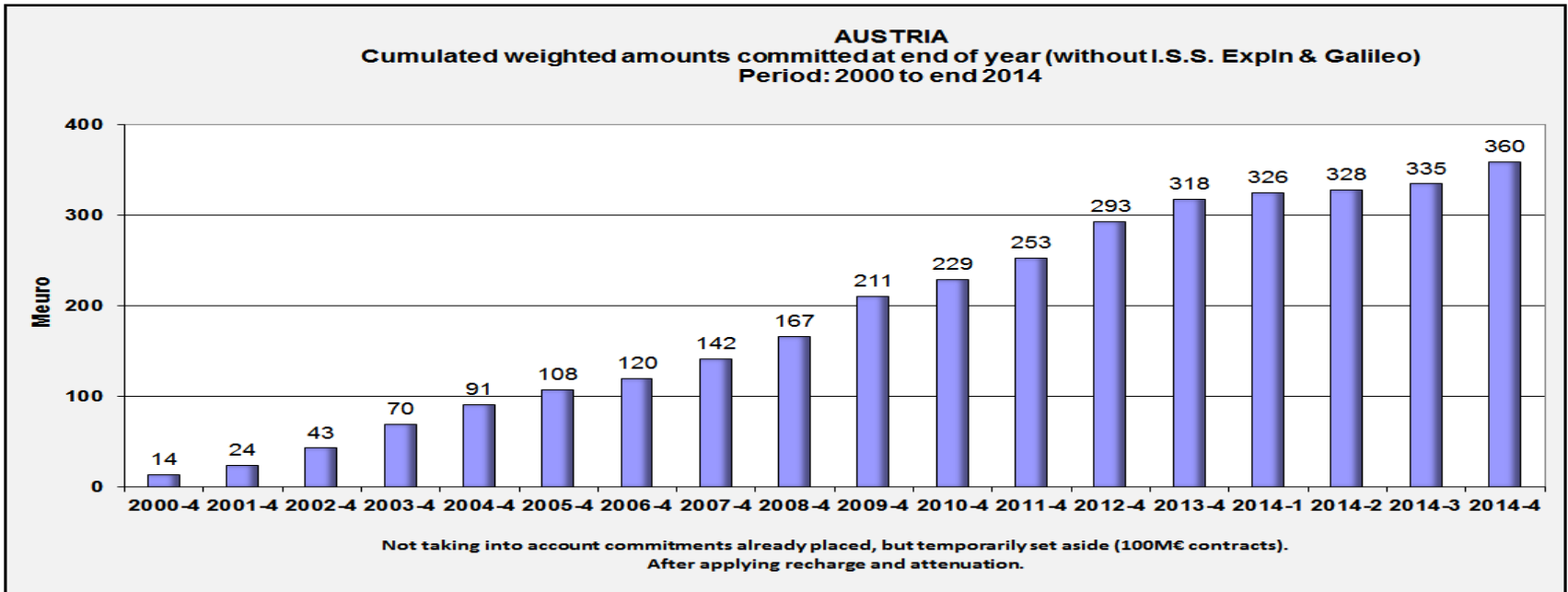
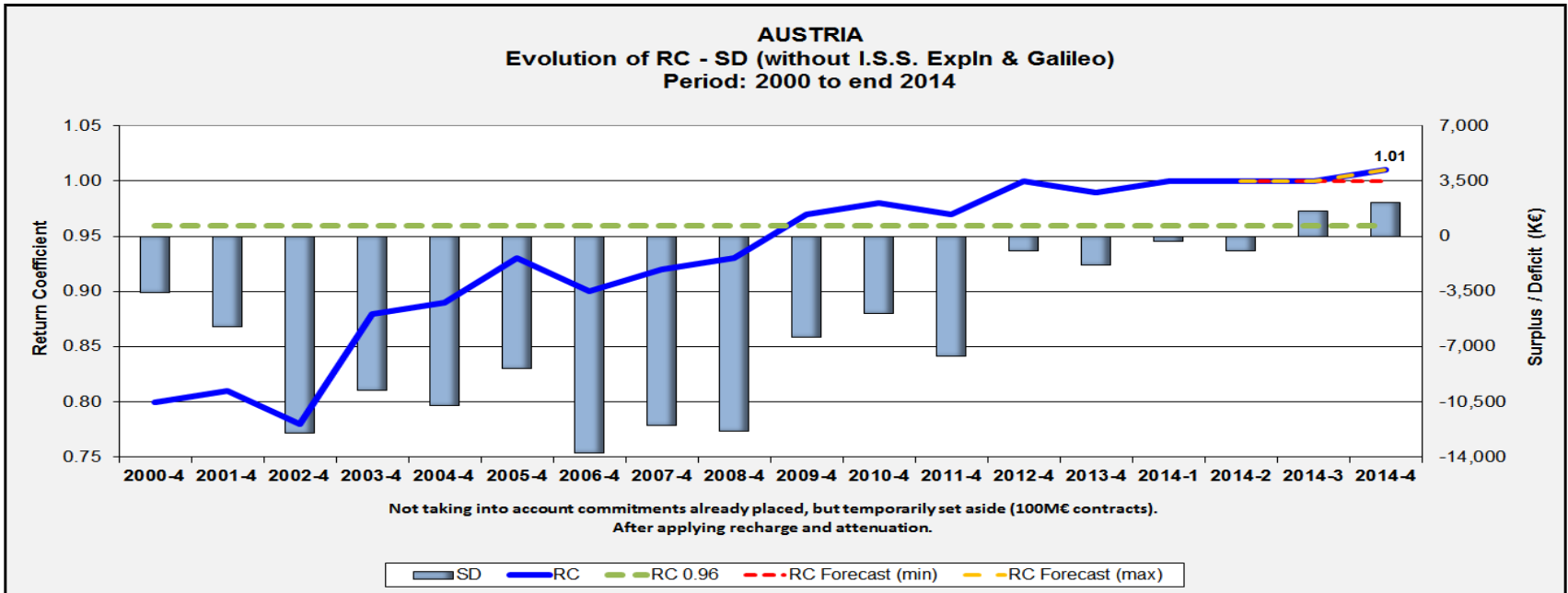
Unless stated otherwise, all amounts shown are without recharging and attenuation

Summary

- RC at end-2014: 1.01 (vs. 0.96 min requirement)
- 24 M€ invested in SIUC/StrIn for AT, producing some 40 M€ total activities
- Quick achievement of overall balance already in 2012, maintained since then
- Balance in almost all areas
- Competitiveness seems OK
- Consolidation of electronic products as a result of RUAG strategy (SADA, SMU, EO Instruments, EPPS, optical terminals, navigation)
- Excellence in EGSE products (Siemens)
- New: S/S responsibilities in scientific missions (SOLO)
- Diversified EO products and downstream
- Excellence in specific scientific sectors

Future

- Steering Committee for mandatory activities: put in place, aiming at monitoring georeturn, exploiting capacities and preventing imbalances in the medium term
- “Observatory” of ex-StrIn countries: looking at capacities built and competitiveness achieved
- Optional programmes: reinforcement of pro-active management
- ARTES/GSTP: complementary investment to maintain/renew products
- Opportunity for synergy within two large groups, RUAG and Siemens
- Launchers?
- NMS: additional opportunity in a cooperation environment
- Downstream



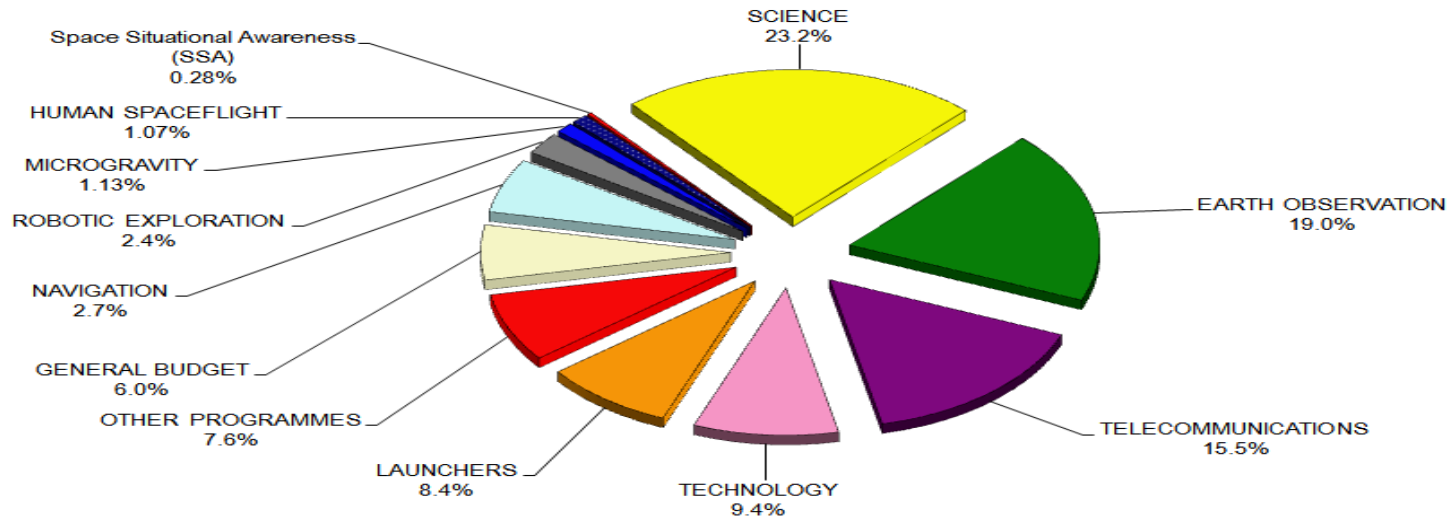
AUSTRIA

Return coefficient and imbalances at Overall and Domain level

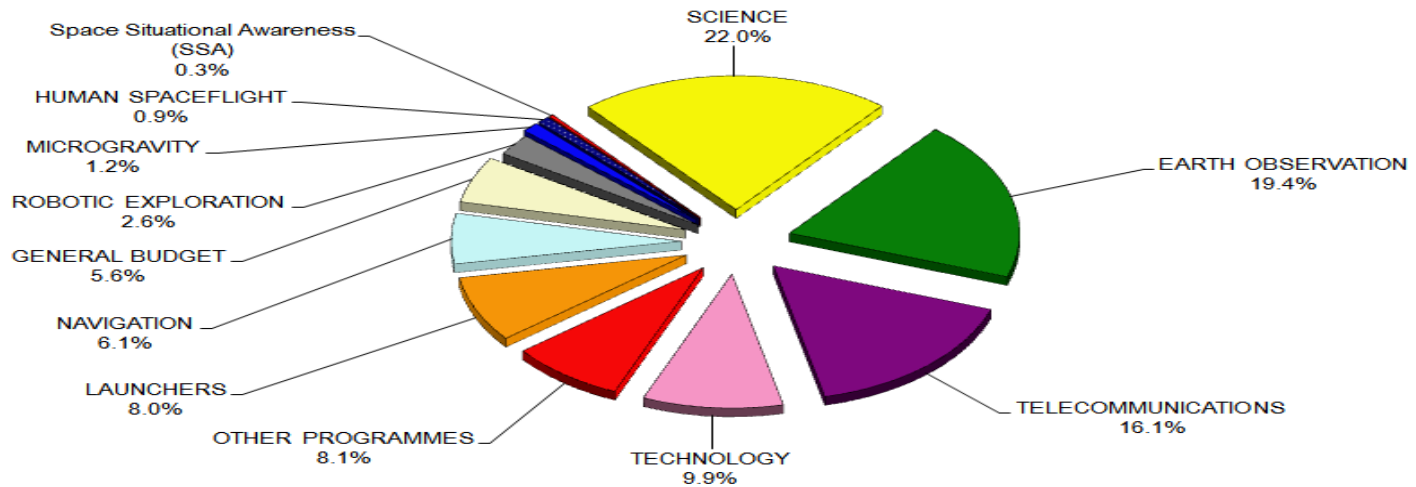
Situation: Q4 / 2014

OVERALL	RET. COEF. / COEF DE RET	SURPLUS KEURO / DEFICIT KEURO
OVERALL (excluding I.S.S. Exploitation, including Galileo)	1.01	2,151
DOMAIN		
GENERAL BUDGET	0.59	-13,954
SCIENCE	0.93	-5,927
EARTH OBSERVATION	0.93	-5,304
MICROGRAVITY	0.75	-1,395
SPACE SITUATIONAL AWARENESS (SSA)	0.79	-287
LAUNCHERS	0.99	-162
TELECOMMUNICATIONS	1.00	-40
ROBOTIC EXPLORATION	1.00	-12
TECHNOLOGY	1.00	164
HUMAN SPACEFLIGHT	1.38	866
NAVIGATION	1.07	1,354
OTHER PROGRAMMES	13.66	26,850
TOTAL		2,151

Distribution of amounts committed (unweighted) over the period 01-Jan-2000 to 31-Dec-2014 per programme domain
Total UW amount for Austria: 382.8 Meuro (with recharges and attenuation)

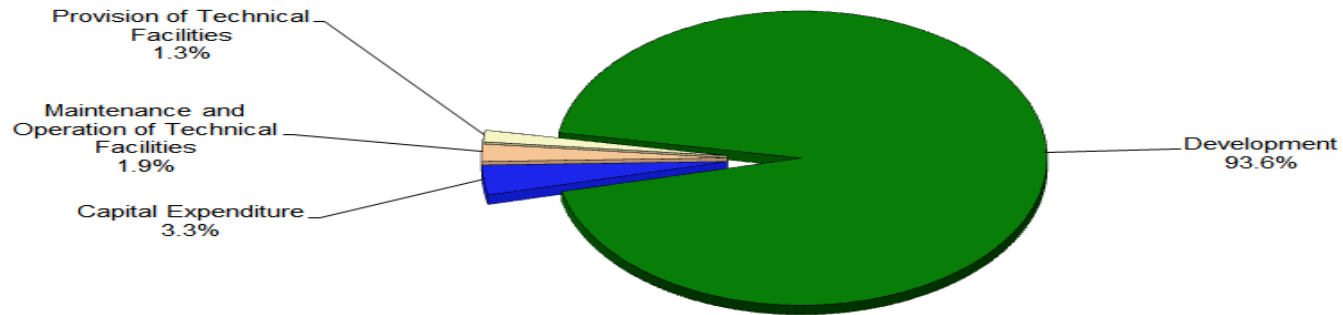


Distribution of amounts committed (weighted) over the period 01-Jan-2000 to 31-Dec-2014 per programme domain
Total W amount for Austria: 359.7 Meuro (with recharges and attenuation)



Main distribution of amounts committed (unweighted) over the period 01-Jan-2000 to 31-Dec-2014 per type of activity

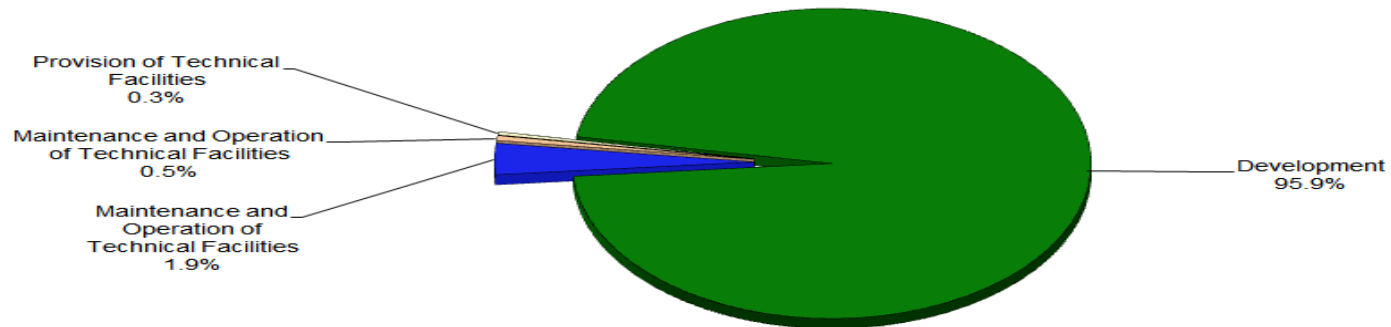
Total UW amount: for Austria: 406 Meuro



Without Recharging and Attenuation

Main distribution of amounts committed (weighted) over the period 01-Jan-2000 to 31-Dec-2014 per type of activity

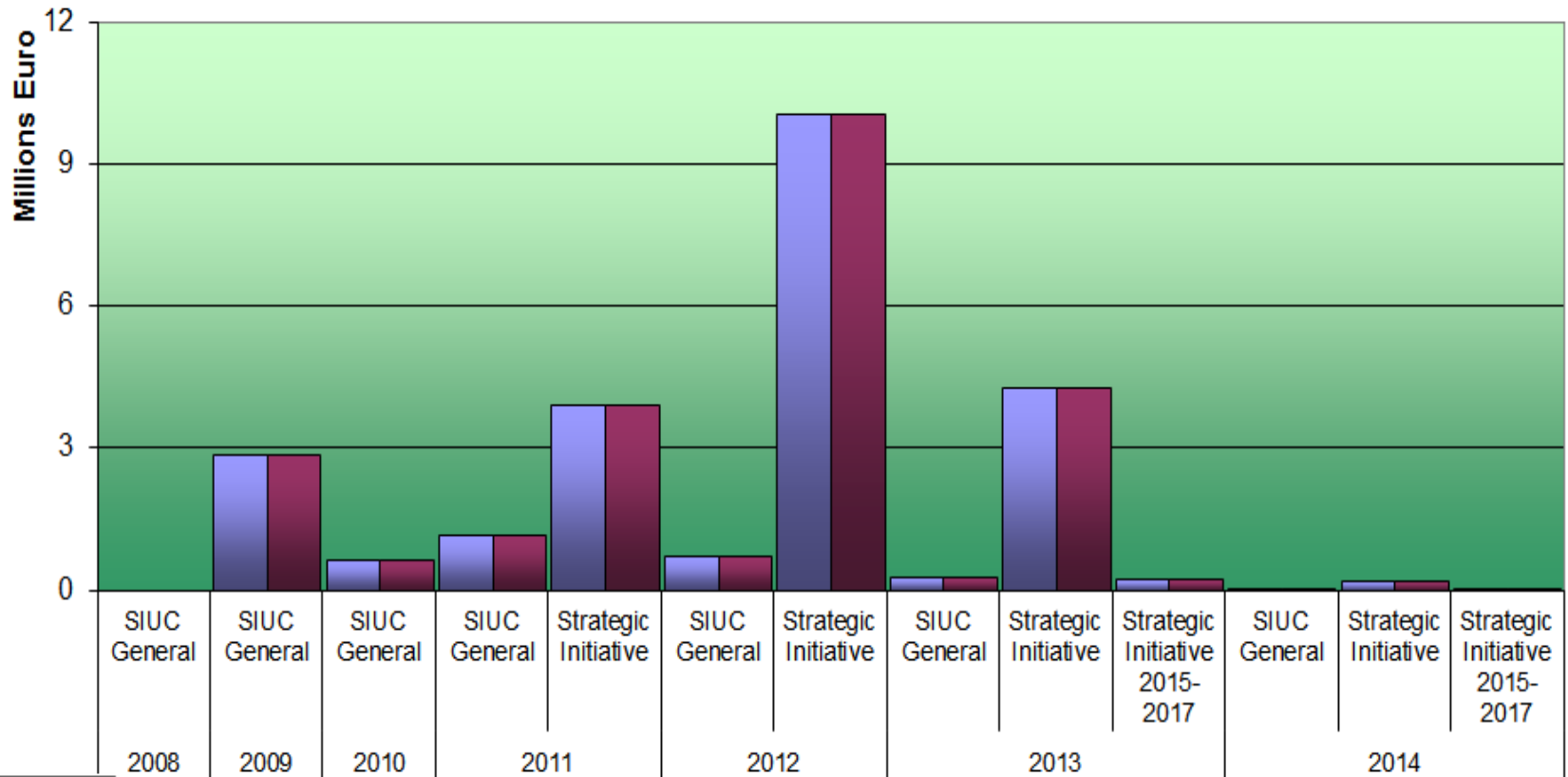
Total W amount: for Austria: 383 Meuro



Without Recharging and Attenuation

AUSTRIA

SIUC and Strln by Year



Without Recharging
and Attenuation

AUSTRIA - Strategic Initiative
 Total: 18.8M€
 Co-financed programmes

